

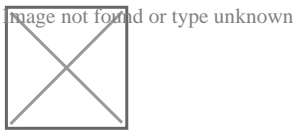


Discover the Secret to Keeping Your Car Spotless

Description

Let's be honest, keeping your car's interior clean can sometimes feel like a part-time job, especially if you're juggling work, kids, or pets. But worry no more!

The right car seat mats can be a game-changer, offering protection and peace of mind. In this guide, I'll share some top tips and insights into choosing the perfect mats that won't just protect your car but also enhance its interior aesthetics.

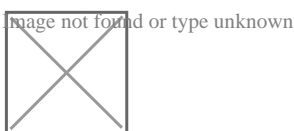


Why Invest in Quality Car Seat Mats?

Ever noticed how a spilled cup of coffee seems to aim directly for your car seats? Or how mud magically finds its way onto your upholstery?

Car seat mats, especially those designed with precision and durability in mind, act as a shield against these common mishaps, ensuring your car's interior remains pristine.

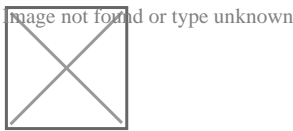
But it's not just about protection. The [best mats](#) complement your car's interior, fitting seamlessly and adding a touch of style. They're also incredibly easy to clean, often just a wipe away from looking brand new.



Expert Tips for Choosing and Using Car Seat Mats

Selecting the right car seat mats isn't just about buying the first set you see; it's about finding the perfect match for your lifestyle and vehicle. Here are some expert tips to guide you:

1. **Match the Material to Your Needs:** Rubber mats are ideal for wet climates and winter weather due to their water resistance and durability. Carpet mats, however, can offer a touch of luxury and are great for drier climates.
2. **Opt for Custom Fit:** Whenever possible, choose custom-fit mats. They provide comprehensive coverage, ensuring that every nook and cranny of your vehicle's floor is protected from dirt and damage.
3. **Easy to Clean Options:** Look for mats that are easy to clean. Features like deep grooves and ridges can trap dirt and liquid effectively, making them simple to hose off or wipe down without needing to scrub.
4. **Secure Placement:** Ensure the mats have anti-slip backing or fixtures that keep them firmly in place. This prevents them from sliding under your pedals, which can be a serious safety hazard.
5. **Aesthetic Consideration:** Lastly, don't forget about style! Your car is a significant part of your daily life, so choose mats that complement its interior and make your daily commute a little brighter.



Easy Installation Guide for Car Seat Mats

Installing car seat mats is a straightforward process that can significantly enhance the cleanliness and appearance of your vehicle's interior. Here's how to do it right:

- **Remove Old Mats:** Start by removing any existing mats from your vehicle to ensure a clean surface. Vacuum the floor thoroughly to remove dirt and debris that could prevent your new mats from lying flat.
- **Check Fit:** Before you install the new mats, lay them out to ensure they fit the contours of your vehicle's floor. Some mats are designed specifically for the driver, passenger, or rear seats, so it's important to match them correctly.
- **Position Mats:** Place the mats on the floor of your vehicle. Make sure the mat for the driver's seat does not interfere with the pedals. Adjust until the mats are aligned with the contours of the floor and seats.

car seat mats

Image not found or type unknown

- **Secure Mats:** If your mats have anchoring hooks or clips, attach these to the corresponding points on your vehicle's floor. This prevents the mats from sliding and bunching, which is crucial for safe driving.
- **Double Check:** Once all mats are in place, step back and inspect their position. Make sure there

is no overlap or bunching that could obstruct the pedals or make passengers uncomfortable.

Following these steps will help ensure that your car seat mats are installed correctly and safely, adding both protection and style to your vehicle's interior.

Your Car, Your Style

Your car is a reflection of your personality, and the [right mats](#) can be the perfect accessory. Whether you're after a sleek, modern look or something fun and funky, there's a variety of designs and colors to choose from. Show off your personal style while keeping your car looking great.

car seat mats

Image not found or type unknown

Real Users Speak Out: The Impact of Car Seat Mats

To get a sense of how car seat mats are making a difference, I reached out to a diverse group of people who rely on them daily. Here's what they had to say.

"I'm a pet owner and a freelance photographer who is constantly on the move," says Emily, who drives an SUV. "My car seat mats have been a lifesaver."

After a day out shooting in nature, I used to dread the clean-up. Now, it's just a matter of removing the mats and giving them a quick shake. They're also super stylish and match my car's interior perfectly!"

Mark, a father of three young children, highlighted the family-friendly aspect of the mats. "It's incredible how much of a mess kids can make just going to the grocery store," he chuckles.

car seat mats

Image not found or type unknown

"But with the mats, I don't sweat it anymore. Juice spills, snack crumbs, you name it, the mats catch it all. Cleaning up is now less of a chore and more of a simple task that takes a minute or two."

Linda, a real estate agent who often shuttles clients around, notes the professional edge the mats provide. "First impressions matter in my business. I can't have clients stepping into a messy vehicle.

The mats not only keep my car tidy but also add an elegant touch that my clients often compliment. Plus, they're durable and look as good as new even after heavy use."

These testimonials highlight just how transformative the right car seat mats can be, simplifying maintenance while boosting both style and functionality.

car seat mats

Image not found or type unknown

The Risks of Skipping Car Seat Mats

Skipping car seat mats might seem trivial, but it can lead to serious issues for your vehicle:

- **Accelerated Interior Wear and Tear.** Without mats, your car's flooring is exposed to dirt, moisture, and debris, causing premature wear and potentially devaluing your vehicle.
- **Stubborn Stains and Lingering Odors.** Spills and stains without mats seep deep into carpets, becoming nearly impossible to remove and often leaving persistent odors.
- **Safety Hazards.** Debris can get under pedals, risking your ability to brake or accelerate properly. Mats help trap these particles, ensuring clear and functional pedals.
- **Increased Maintenance Costs.** Frequent deep cleanings and potential carpet replacements due to unguarded spills and stains can become costly.

Investing in [quality car seat mats](#) safeguards your vehicle's interior, maintains its value, and enhances overall safety.

Time to Refresh Your Ride

car seat mats

Image not found or type unknown

Now that you know the ins and outs of choosing the right car seat mats, why wait? Enhance your driving experience, protect your investment, and express your personal style.

A small change can make a big difference in how you feel about your car—and how it looks for years to come.

Looking for more ways to spruce up your car? Explore our full range of accessories [here](#) to find everything you need to take your car's look and functionality to the next level. Don't just drive—thrive!

Category

1. Read more

Date Created

December 1, 2024

Author